

TBM Bi-Metal Thermometer

Description & Features

- A general purpose, versatile 1" (25mm) to 6" (150mm) dial, 304 stainless steel thermometer
- Bi-metallic sensing element for reliable readings
- Back, bottom or adjustable angle connection
- Welded stem length from 2.5" (63mm) and up
- ±1% accuracy
- Anti-parallax dial that reduces operator reading errors
- External recalibration screw is standard on the 2" (50mm) to 6" (150mm) dials

Applications

- Industrial process, heating and air conditioning, ventilation and wastewater

Specifications

Dial Size

1" (25mm), 2" (50mm), 3" (75mm), 4" (100mm), 5" (125mm), 6" (150mm) aluminum with black markings, dish-shaped

Case Material

304 stainless steel, standard
316 stainless steel

Recalibrator

Standard*

Ring

304 stainless steel

Lens

1" (25mm):Acrylic
Others: Glass standard, hermetically sealed
(Option:safety glass)

Pointer

Aluminum, painted black

Movement

Bi-metallic coil

Stem

AISI 304 SS, centre back, bottom or adjustable angle configurations
2" (50mm): centre back connection only



Connection:

1" (25mm): None
2" (50mm): 1/4" NPT standard
3" (75mm), 4" (100mm), 5" (125mm), 6" (150mm):
1/2" NPT standard

Maximum Operating Pressure

125 psi (861 kPa)**

Operating Temperature

75% of full scale value (recommended maximum)

Ambient Temperature

-58°F - 248°F (-50°C - 120°C)

Enclosure Rating

IP 65

Accuracy

±1.0%

Options

Acrylic lens
Glycerin filled
Silicone filled
Safety glass
Sliding Union
Stainless steel tag number plate

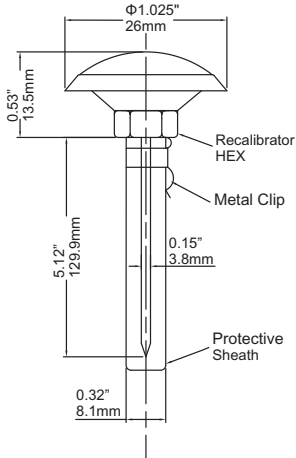
*Not available on 1" pocket and 2" laboratory thermometer

**For pressures above 125 psi (861 kPa) it is recommended that a Winters Thermowell be used in conjunction with the Bi-Metal Thermometer

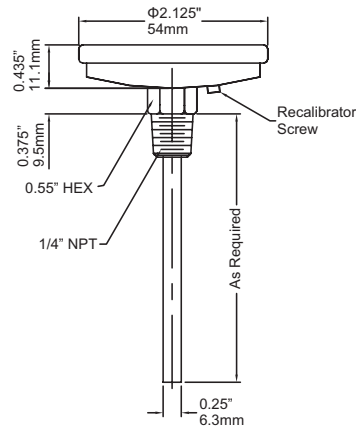
TBM Bi-Metal Thermometer

Dimensions

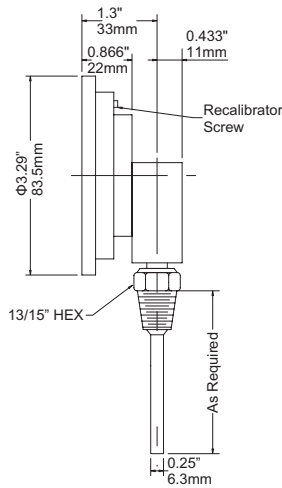
1" Back Connection



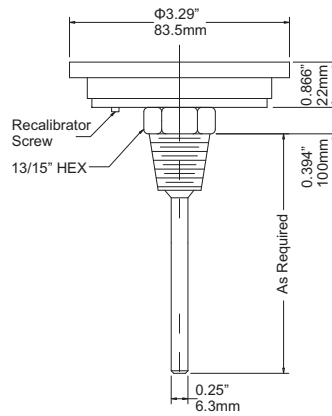
2" Back Connection



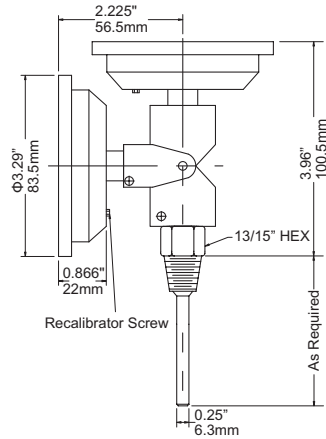
3" Bottom Connection



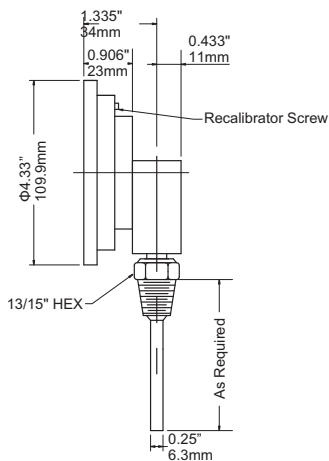
3" Back Connection



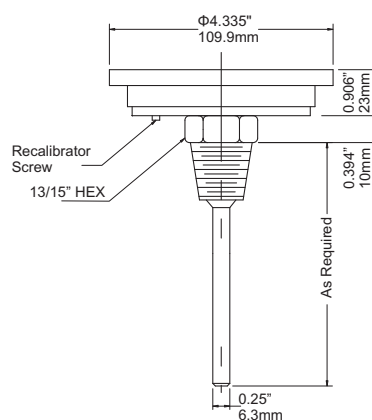
3" Adjustable Angle



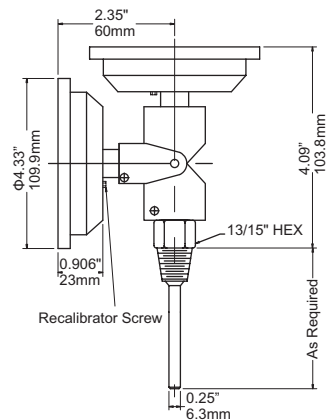
4" Bottom Connection



4" Back Connection

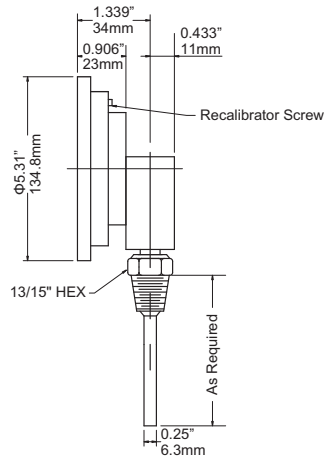


4" Adjustable Angle

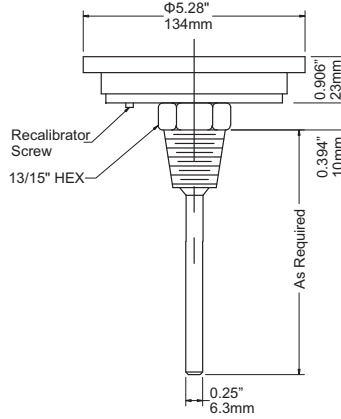


TBM Bi-Metal Thermometer

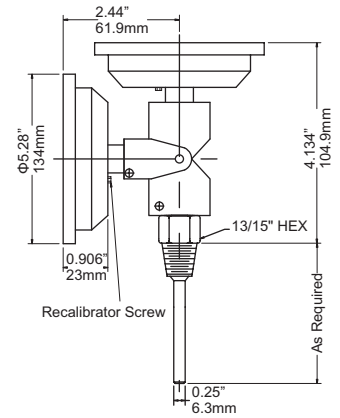
5" Bottom Connection



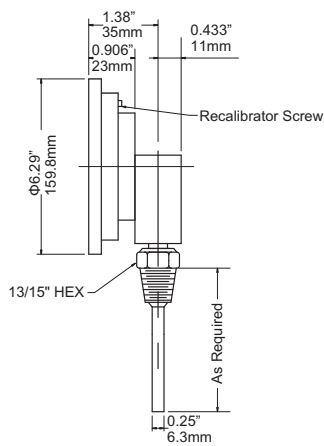
5" Back Connection



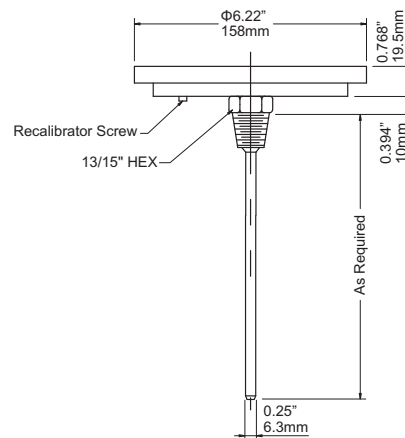
5" Adjustable Angle



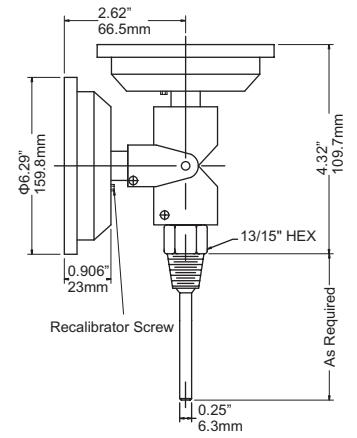
6" Bottom Connection



6" Back Connection



6" Adjustable Angle



TBM Bi-Metal Thermometer

Ordering Code TBM Series

Field No.	Code	Specifications
1.	TBM	Series
2.		Dial Size
	10	1" (25mm)
	20	2" (50mm)
	30	3" (75mm)
	40	4" (100mm)
	50	5" (125mm)
	60	6" (150mm)
3.		Case Material
	T	304 stainless steel, standard
	S	316 stainless steel
4.		Configuration
	A	Bottom (Not available for 1" and 2" dial)
	D	Back
	H	Adjustable Angle (Not available for 1" and 2" dial)
5.		Stem Materials
	T	304 stainless steel, standard
	S	316 stainless steel
	Z	Special request
6.		Stem Diameter
	2	6.35mm (Standard)
	0	3.8mm (1" dial only)
	1	6mm
	3	8mm
	4	9.5mm
	Z	Special request
7.		Stem Length (Included threaded connection length)
	0025	2.5"
	0030	3"
	0040	4"
	0050	5" (Standard for 1" dial)
	0060	6"
	ZZZZ	Other (in inches X10)
		In millimeter (Define the exact stem length with unit mm) Note: minimum insertion length is 63mm maximum insertion length is 900mm for stem diameter 6mm or 6.35mm maximum insertion length is 1770mm for stem diameter 8mm, 9.5mm or 12mm
8.		Process Connection Size
	0	None
	4	1/4"
	2	1/2"
	3	3/8"
	Z	Special request
9.		Process Connection Thread
	0	No thread
	N	NPT
	G	GB
	T	BSPT
	P	BSPP
	M	M20X1.5
	S	M16X1.5
	Z	Special request

TBM Bi-Metal Thermometer

Ordering Code TBM Series

Field No.	Code	Specifications
10.		Range
		F & C (Dual)
		Code
		F only
		Code
		C only
		Code
		C only
		Code
		Code
		Code
		Code
		Code
		Code
11.		Options
		SE Glycerin filled
		SD Silicone filled
		SA Safety glass
		SV Acrylic lens
		SU Sliding Union
	SM Stainless steel tag number plate	